


CLENAWARE 

S Y S T E M S

ware excellence is standard



Product Information

Glass Baskets

MADE IN BRITAIN 




Product Overview & Key Features

With many different styles of glassware in constant use in commercial bars and kitchens, it's essential that you choose the right basket to wash them in. Clenaware Glass Washing Baskets come in a range of different sizes and styles which have been designed with each individual style in mind.

Each size and style of basket comes with a premium plastic coating and have plastic corner clips fitted, making them more durable to general wear and tear, this therefore can prolong the life of the basket. The spaces between the wirework ensure the water from the wash and rinse jets in the glasswasher, have a larger area to get through and results in glasses that are washed and rinsed correctly and thoroughly.

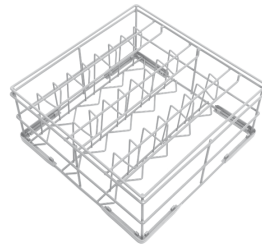
Clenaware Glass Washing Baskets are available in 400mm, 450mm and 500mm sizes, and also come in a range of styles and functions. Also available in the Clenaware Glass Basket Range are basket extras, such as basket divider kits. The divider kits give users the ability to turn a standard glass washing basket into a more versatile basket by adding or taking away various sized compartments for a varied range of glassware to be washed.



Open Glass Baskets



Divided Glass Baskets




Tall Glass Baskets



Half Glass Baskets



Compartmented Glass Baskets



Divider Kit




Carafe Insert

Product Overview & Key Features



Open Glass Baskets

The Open Glass Basket is suitable for glasses that measure up to 150mm in height, such as Pint Glasses, Tumbler Glasses, Half Pint Glasses and Hi-Ball Glasses. The basket comes with offset hand slots which make it easier to handle and transport. It is also coated in 'Premium' plastic coating for added hygiene and durability.

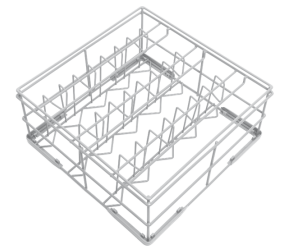


Divided Glass Baskets

The Divided Glass Basket is suitable for specialist style glasses that measure up to 150mm in height, such as Shot Glasses, Cocktail Glasses, Champagne Glasses and Wine Glasses. The basket is compartmented and angled to aid the drying process and to prevent glass damage or breakages.

Tall Glass Baskets

The Tall Glass Basket is suitable for 'Continental' style glasses that measure over 150mm in height. This includes glassware such as Pilsner glasses, Heineken and Peroni glasses. The basket is compartmented and angled to aid the drying process and also has special support inserts which sit inside the glass. The support insert safely accommodates the taller style glass and protects it from breakages, where glasses would otherwise fall over while in the glasswasher.




Half Glass Baskets

The Half Glass Basket has been designed by Clenaware Systems as a versatile basket and has two individual uses. The basket can be used as a glass carrier for staff collecting glasses and has a durable carry handle, making it easy and comfortable for staff to carry. The basket can also be used in the glasswasher and is ideal when only wanting to wash a small volume of glasses.

Divider Kit

The Divider Kit is a versatile set of strengthened plastic inserts which can be used in any basket measuring from 40cm sq to 50cm sq. The plastic inserts can be slotted together to make a maximum of 36 compartments (dependant on basket size used), making the compartments ideal for smaller glassware items. The instructions for putting together the matrix of inserts are straightforward to follow, as each insert is coded with a series of dots, the dots relate to the size of the compartment you wish to create.



Carafe Inserts

The Carafe Insert is a unique product to Clenaware that has been exclusively designed. The insert is used for washing Wine Carafes and Decanters, which in standard glass washing baskets would almost certainly topple over resulting not just in breakages but also the Carafes not being thoroughly cleaned. The insert is designed to fit inside a 500mm size basket and sits snugly and safely, allowing the Carafes to be washed effectively and avoiding breakages.



Technical Specifications



| | Open Glass Basket 400mm | Open Glass Basket 450mm | Open Glass Basket 500mm |
|--------------------|----------------------------|----------------------------|----------------------------|
| Dimensions (mm): | W400 x H155 x D400 | W450 x H155 x D450 | W500 x H155 x D500 |
| Corner Protection: | Yes | Yes | Yes |
| Offset Hand Slots | Yes | Yes | Yes |



| | Divided Glass Basket 400mm | Divided Glass Basket 450mm | Divided Glass Basket 500mm |
|--------------------|-------------------------------|-------------------------------|-------------------------------|
| Dimensions (mm): | W400 x H155 x D400 | W450 x H155 x D450 | W500 x H175 x D500 |
| Corner Protection: | Yes | Yes | Yes |
| Offset Hand Slots | Yes | Yes | Yes |



Technical Specifications



| | Tall Glass Basket 400mm | Tall Glass Basket 450mm | Tall Glass Basket 500mm |
|--------------------|----------------------------|----------------------------|----------------------------|
| Dimensions (mm): | W400 x H175 x D400 | W450 x H175 x D450 | W500 x H175 x D500 |
| Corner Protection: | Yes | Yes | Yes |
| Offset Hand Slots | Yes | Yes | Yes |



| | Half Glass Basket 400mm | Half Glass Basket 450mm | Half Glass Basket 500mm |
|--------------------|----------------------------|----------------------------|----------------------------|
| Dimensions (mm): | W400 x H175 x D200 | W450 x H175 x D225 | W500 x H175 x D250 |
| Corner Protection: | Yes | Yes | Yes |
| Offset Hand Slots | No | No | No |




Technical Specifications



| | Open Glass Basket Divider Kit 400mm | Open Glass Basket Divider Kit 450mm | Open Glass Basket Divider Kit 500mm |
|--------------------|-------------------------------------|-------------------------------------|-------------------------------------|
| Dimensions (mm): | W400 x H155 x D400 | W450 x H155 x D450 | W500 x H155 x D500 |
| Corner Protection: | N/A | N/A | N/A |
| Offset Hand Slots | N/A | N/A | N/A |



| | Carafe Insert |
|--------------------|--------------------|
| Dimensions (mm): | W470 x H150 x D470 |
| Corner Protection: | N/A |
| Offset Hand Slots | N/A |



Clenaware Systems Ltd

44 Huxley Close, Park Farm Industrial Estate, Wellingborough. Northants. NN8 6AB

Telephone: 01933 666244 **Fax:** 01933 665584

Email: info@clenaware.co.uk **Web:** www.clenaware.co.uk